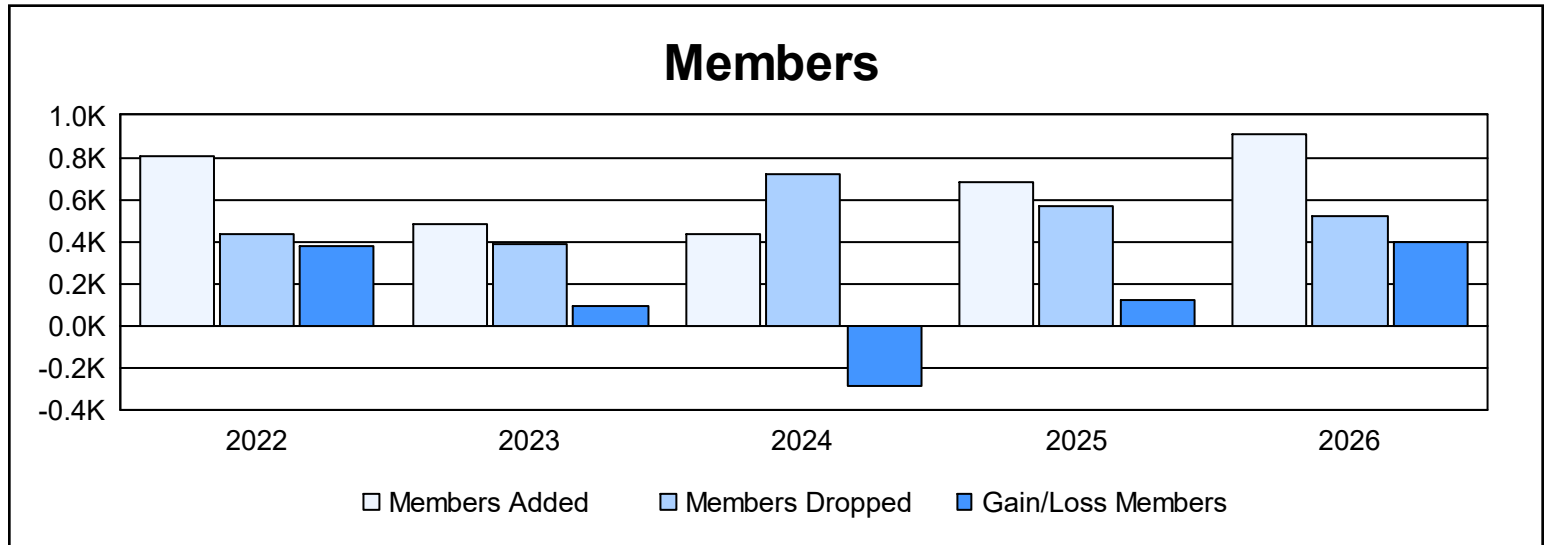
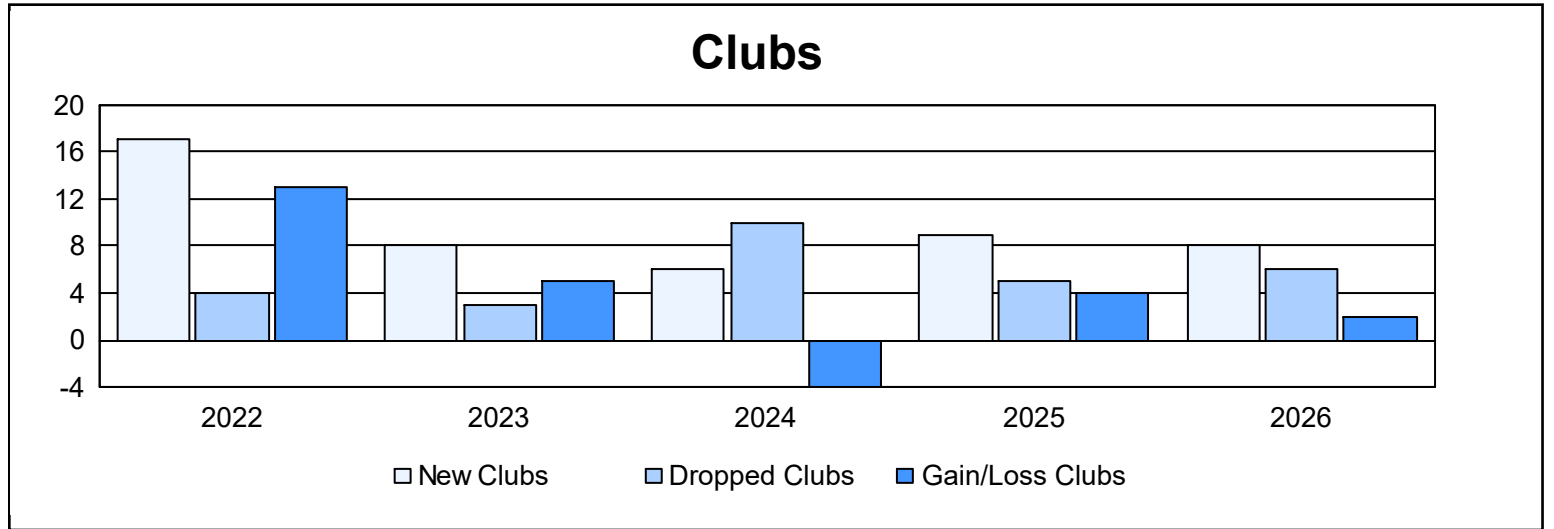
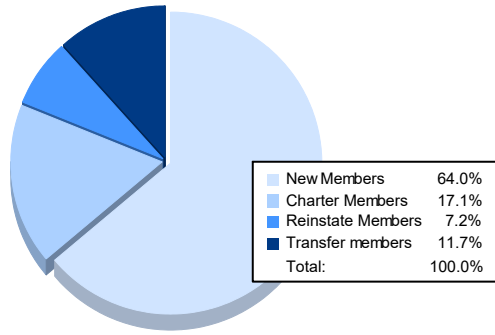


| Year           | New Clubs | Dropped Clubs | Gain/ Loss Clubs | New Members | Charter Members | Reinstate Members | Transfer Members | Total Member Added | Total Members Dropped | Gain/ Loss Members |
|----------------|-----------|---------------|------------------|-------------|-----------------|-------------------|------------------|--------------------|-----------------------|--------------------|
| 2021-2022      | 17        | 4             | 13               | 378         | 406             | 13                | 10               | 807                | 430                   | 377                |
| 2022-2023      | 8         | 3             | 5                | 283         | 175             | 10                | 10               | 478                | 383                   | 95                 |
| 2023-2024      | 6         | 10            | -4               | 249         | 151             | 18                | 14               | 432                | 723                   | -291               |
| 2024-2025      | 9         | 5             | 4                | 289         | 261             | 91                | 43               | 684                | 566                   | 118                |
| 2025-2026      | 8         | 6             | 2                | 584         | 156             | 66                | 107              | 913                | 518                   | 395                |
| <b>Average</b> | <b>10</b> | <b>6</b>      | <b>4</b>         | <b>357</b>  | <b>230</b>      | <b>40</b>         | <b>37</b>        | <b>663</b>         | <b>524</b>            | <b>139</b>         |



### Membership Composition March 2026 Cumulative



### Gender Composition March 2026 Cumulative

